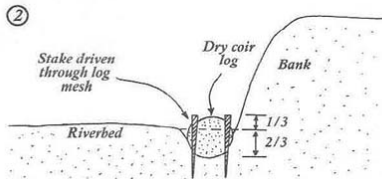
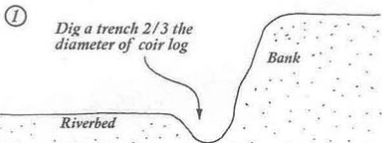
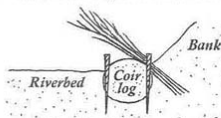


# Coir Logs Step-by-Step

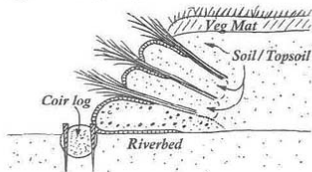


③ Alternatives using coir logs for securing toe of slope depending upon site:

- a) Crisscross layers of dormant cuttings 15 stems per linear foot (See live siltation). Trim willow after installation.



b) Brush Layering



Install coir log during periods of dry riverbed or isolate area (See silt fence installation). Secure log with wooden or live stakes woven through coir log mesh and driven into earth. Stake log into place every foot on both sides. Tie adjacent logs together with biodegradable twine. Compact soil around logs. Secure the upstream and downstream ends by positioning coir logs so they transition smoothly into a stabilized bank.

c) Spruce Tree Revetment

